

### Features

- Pressure-balancing diaphragm technology maintains outlet temperature within +/-3°F during water pressure fluctuations.
- Antiscald protection.
- A single handle controls both on/off activation and temperature setting.
- Includes faceplate with ADA-compliant metal sculpted lever handle.
- Includes single-function 1.75 gpm (6.6 lpm) showerhead.
- MasterClean™ sprayface features an easy-to-clean surface that withstands mineral buildup.
- Includes shower arm and flange.
- Coordinates with Forté® faucets, accessories, and showering components to complete your bathroom.

### Material

- Premium material construction with metal handle ensures reliability and durability.
- KOHLER finishes resist corrosion and tarnishing.

### Installation

- Trim only; requires valve to complete installation (sold separately).

### Required Products/Accessories

- K-304 Series Rite-Temp® Valves
- or
- K-8304 Series Rite-Temp® Valve & Cartridge Kits
- or
- K-8300 Series Rite-Temp® Valve Body Rough-ins
- K-8305 Series Rite-Temp® Cartridges
- or
- K-2971-KS 3/4" Pressure-balancing Valve

### Adapters, Rough-in and Extension Kits

- GP1025388 Range: 3-1/2" (89 mm) - 4-1/4" (108 mm)

### Optional Products/Accessories

- K-10350 Deep rough-in kit
- K-10351 Test cap for K-8300 Series valve bodies
- 88526 Thin Wall Trim Kit



### Codes/Standards



ASME A112.18.1/CSA B125.1  
DOE - Energy Policy Act 1992  
EPA WaterSense®  
California Energy Commission (CEC)

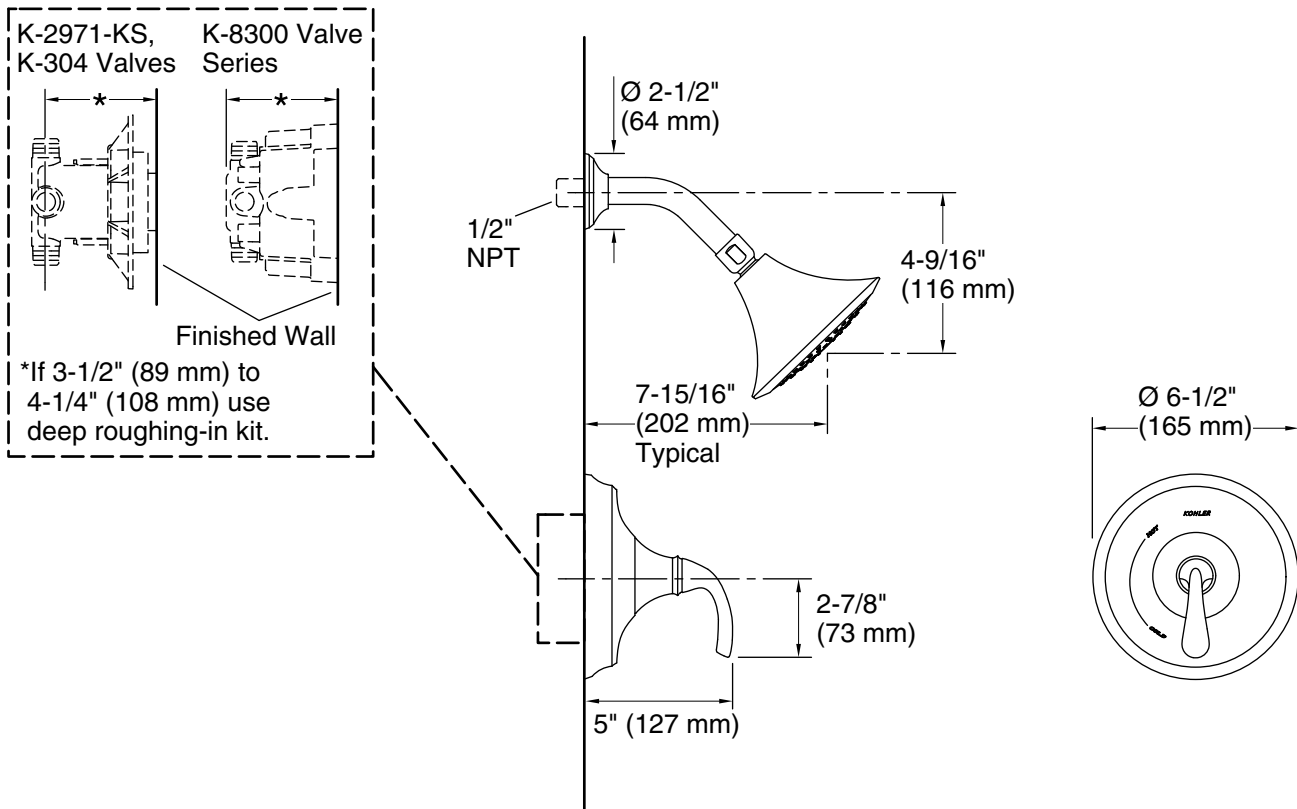
### KOHLER® Faucet Lifetime Limited Warranty

See website for detailed warranty information.

### Available Colors/Finishes

*Color tiles intended for reference only.*

Color	Code	Description
	CP	Polished Chrome
	BN	Vibrant® Brushed Nickel



### Technical Information

All product dimensions are nominal.

Drain included: No

### Showerhead/Body Spray:

Rated maximum flow: 1.75 gal/min (6.6 l/min)

Pressure: 80 psi (5.5 bar)

### Notes

For use with automatic compensating valves rated at 1.5 gal/min (5.7 l/min) or less.

Install this product according to the installation instructions.

**NOTICE:** Risk of product damage. Long screws, for installing trim, can damage the K-2971-KS valve. Consult the trim installation guide to verify if the thin wall installation kit is needed.